



Annual Report
including
Financial Statements

for the year ended
31 December 2025



Total Cash
£224,082
 (2024: £180,265)

No. 1 Fund Surplus
£33,088
 (2024: £36,083)

Total Offering
£143,688
 (down 2%)

Charitable Donations
£7,932
 (2024: £9,783)

Knock Methodist Church has various bank accounts representing different areas within the life of the church.

This report concentrates on:

- the No. 1 account, which is the general day to day account.
- the No. 3 account, which is the property account for payments for any repairs & maintenance work done on the church, the centre or the manse.
- the Restoration and Building Fund Account, incorporating development work.

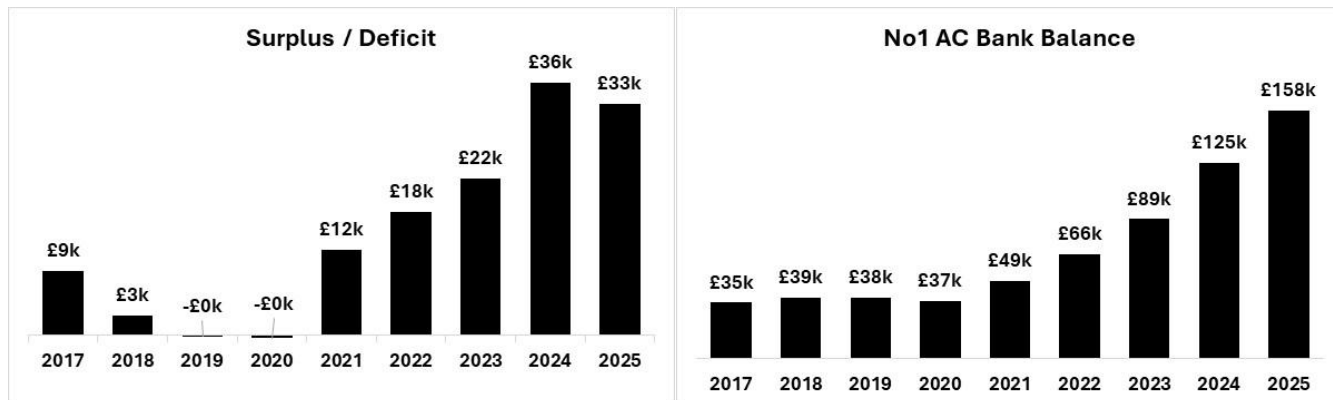
Should you wish to set up a Standing Order into any of these accounts, the details are as follows:

Account Name	Sort Code	Account Number
Knock Methodist Church No1 Account	98-01-30	14190058
Knock Methodist Church No3 Account	98-01-30	14190215
Knock Methodist Church Building Fund Account	98-01-30	10073357

Note that the report does not cover the bank accounts for the youth organisations e.g. Guides, Brownies, etc., which are deemed to fall outside of the church’s jurisdiction.

No. 1 (General) Account


The No. 1 Account has a closing balance of **£157,861** at 31 December 2025, compared to £124,772 at 31 December 2024. This resulted from a **surplus** for the year of **£33,088** (2024: surplus of £36,083), a slight **deterioration of £2,995**. The charts below show the trend in the annual surplus / (deficit) and year-end balance.



No. 1 Account Income

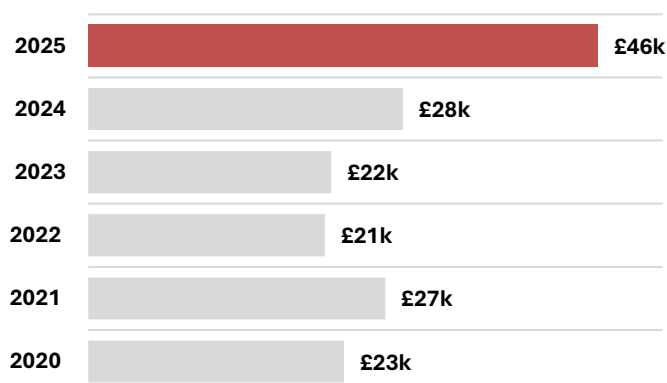
Total income (before charitable collections) was **up £11,831 / 6%** on last year at **£213,748**, with the main variances as follows:

Congregational Giving (excluding Gift Aid)



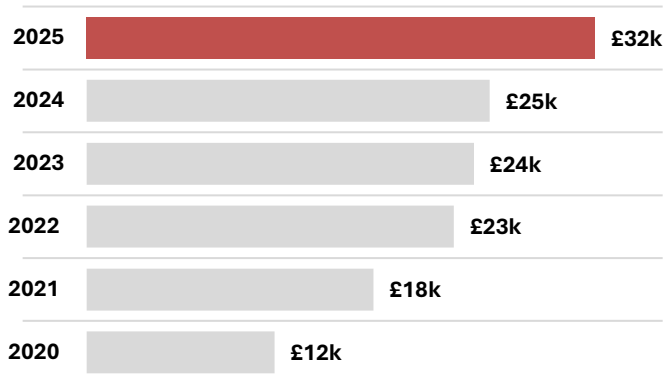
Congregational Giving excluding Gift Aid decreased for the second year running and was **down £4,533 / 4%** on last year at **£123,740** (2024: down **£3,296 / 3%**). The decrease reflects the declining membership of the church, with membership numbers continuing to decrease.

Gift Aid



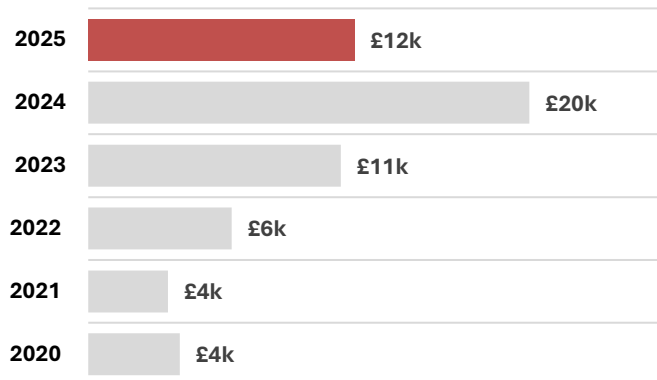
Gift Aid increased substantially this year, **up £17,669 / 62%** on last year at **£46,148** (2024: up **£6,486 / 29%**). The reason for the large increase is that we have switched from claiming Gift Aid annually in arrears to quarterly in arrears. This mean's that this year's result includes **7 quarters** of Gift Aid. Excluding this one-off boost, Gift Aid would have been £27,171, **down £1,307 / 4.6%** on last year due to the drop in FWO.

Room Hire Income



Room Hire increased to a new high and was **up £6,624 / 26%** on last year at **£31,819**. This included **£4,252** income from Knock Presbyterian Church. Room Hire rates have been subject to a comprehensive review by the Property Steward during the year. Despite this, Room Hire income is likely to drop in 2026 following completion of Knock Presbyterian’s new hall.

Other Income




Other income decreased by **£7,929 / 40%** to **£12,041**. Grant income decreased by £3,734 due to last year’s result including two years’ worth of claims. Fund raising income (net of costs) decreased by **£3,395** because all this year’s fund-raising income has been allocated to the Property Account which needed additional funds.

No. 1 Account Expenditure

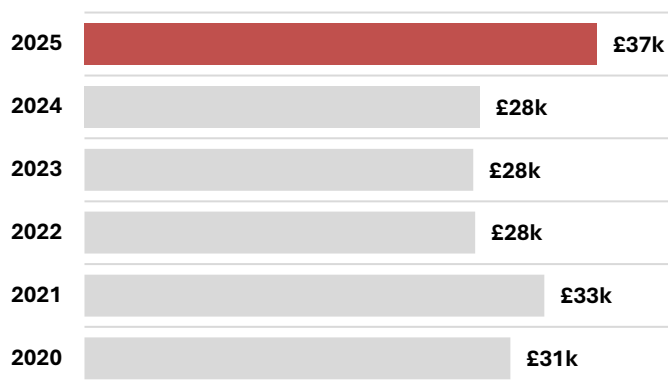
Total expenditure (excluding charitable donations) was **up £14,826 / 9%** on last year at **£180,660**, with the main variances as follows:

People Costs



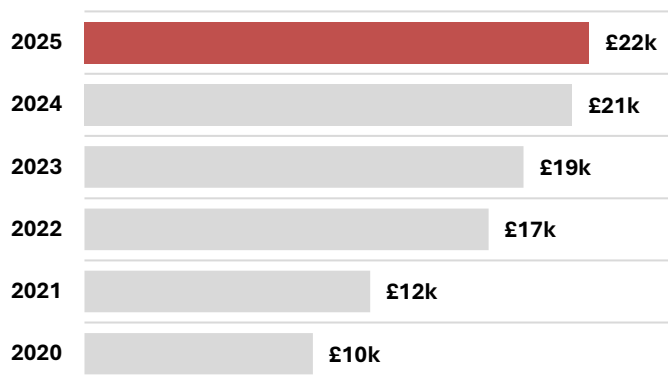
People costs increased by **£4,258 / 5.1%** to **£87,095**, the increase being inflationary but also due to the changes to employer’s National Insurance charges. These costs include employment costs for the Society Minister, Church Office Administrator, the Pastoral Support Assistant, as well as the Organist’s fees. The total amount is lower than the pre-Covid level as we no longer have a Youth Pastor.

Comprehensive Assessment



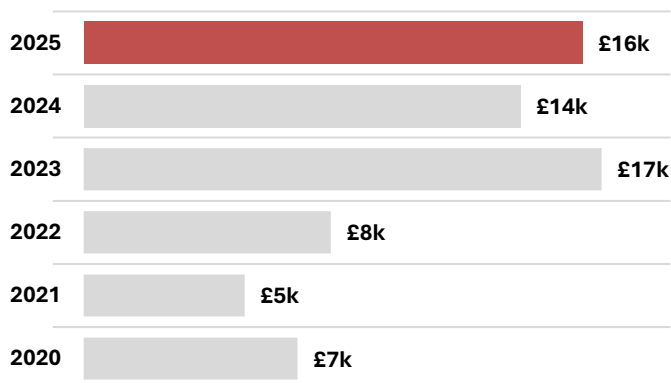
The Comprehensive Assessment is paid to the Trustees of the Methodist Church in Ireland to cover central costs associated with the operation of the East Belfast Circuit and wider Connexion. The charge increased by **£8,426 / 30%** to **£36,846**, with a further **£4,500 / 12%** increase expected in 2026. These large increases reflect the growing deficit in MCI's finances.

Cleaning Costs



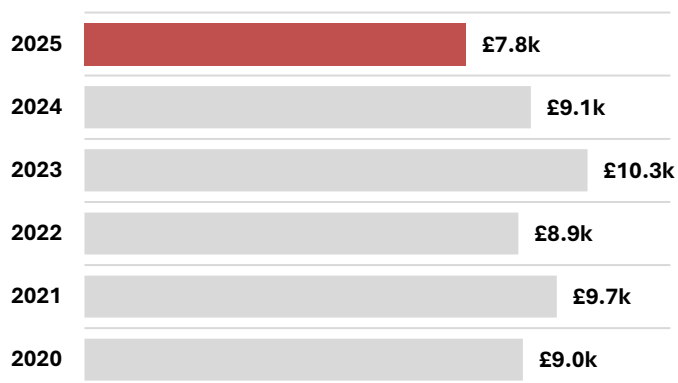
Cleaning costs increased by **£736 / 4%** to **£21,609**. The largest element of this is fees paid to the contract cleaner (formerly Bidvest Noonan, now Simple Clean **£19,398**), with the increase being linked to the National Living Wage. Other elements within this are cleaning consumables from Galgorm (**£1,263**) and window cleaning by Jim Carson (**£910**).

Heat, Light & Power Costs (net of contributions)



Heat, Light & Power costs increased by **£2,007 / 14%** to **£16,153**, primarily because of reduced contributions from use of the church (down **£400**) and a reduction in the renewable energy rebate from the Centre solar panels (down **£657** as last year included some of 2023's rebate). Whilst gas costs decreased during the year, electricity costs were substantially higher (+48%), primarily due to higher consumption in the church centre.

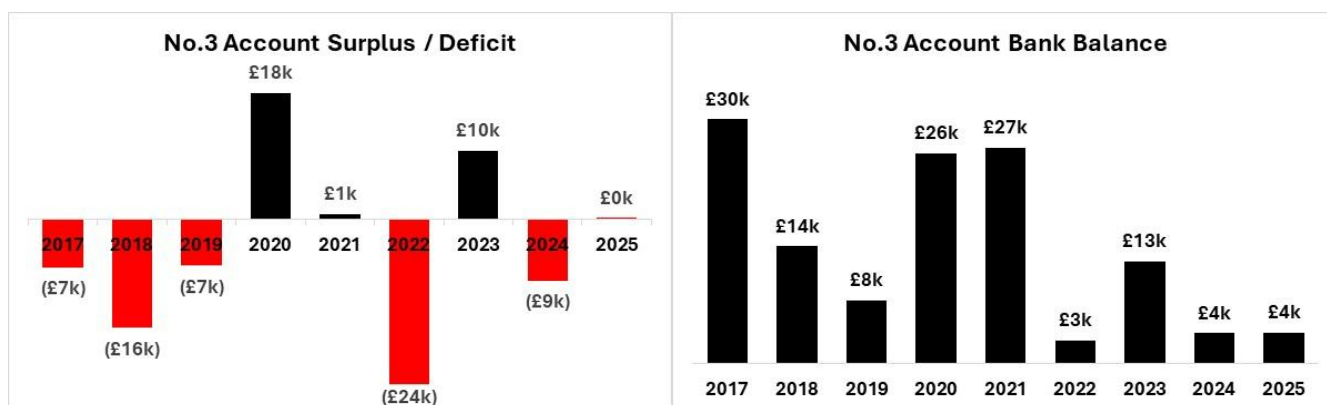
Administrative Costs



Administrative costs decreased by **£1,327 / 15%** to **£7,814**, its lowest level in the last 10 years. One-off expenditure on IT equipment was higher by **£579** in the prior year. Telephone and IT costs fell by **£578** due to the move from BT to Deep River Media. Catering costs decreased by **£289** due to lower catering activity in the year.

No. 3 (Property) Account

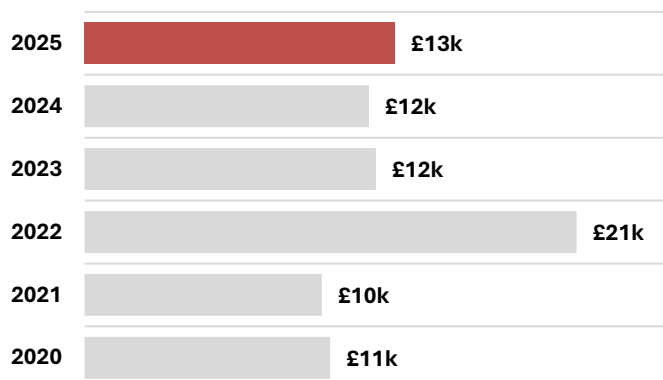
The No. 3 Account has a closing balance of **£3,768** at 31 December 2025 compared to £3,709 at 31 December 2024. This resulted from a **surplus** for the year of **£59** (2024: deficit of £8,963), a **positive swing of £9,022**. The charts below show the trend in the annual surplus / (deficit) and year-end balance.



No. 3 (Property) Account Income

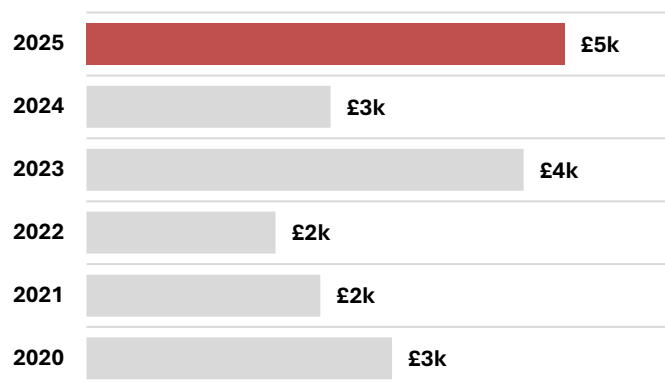
Total income was **down £12,080 / 36%** on last year at **£21,294**, with the main variances as follows:

Congregational Giving (excluding Gift Aid)



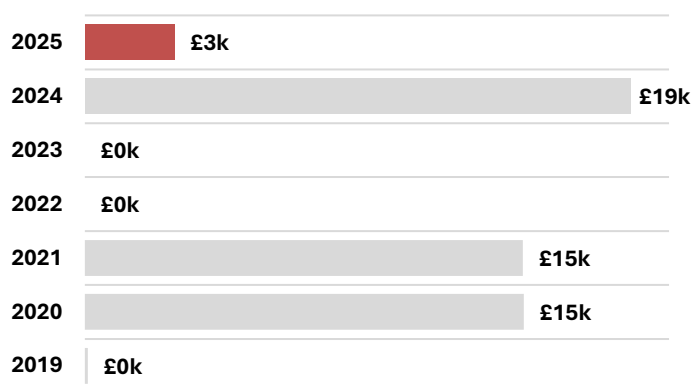
Congregational Giving excluding Gift Aid increased by **£1,124 / 9%** to **£13,308**. Whilst some members of the congregation responded to the appeal for more contributions to this account, it is still in need of a higher level of regular giving to sustain the current level of expenditure.

Gift Aid



Gift Aid increased by **£2,406 / 96%** to **£4,917**. Like the No1 Account, this account benefitted from the change to the frequency of Gift Aid claims, with this year’s figure including 7 quarters of claims. Excluding this one-off boost, Gift Aid would have been **£2,650, up £139 / 6%** on last year.

Other income

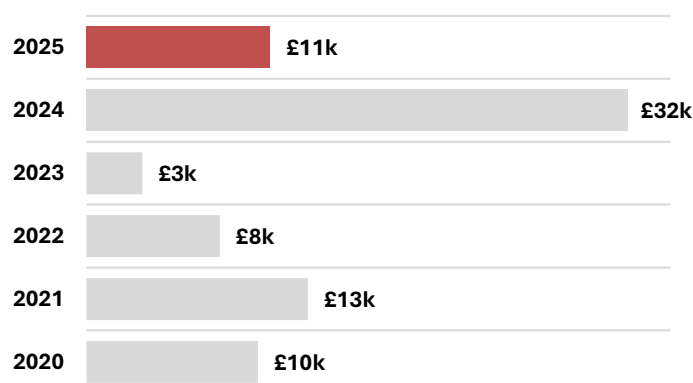


Other income is sporadic in nature. Last year, it included a **£12,434** bequest from the estate of F. Bullick, and **£4,089** grant income from the Listed Places of Worship Scheme for the expenditure on the new church boilers, neither of which have recurred. Fund raising income (which has been allocated to the Property account since the second half of last year) was also **down by £987 / 48%**.

No.3 (Property) Account Expenditure


Total expenditure was **down £21,102 / 50%** on last year at **£21,235**, with the main variances as follows:

Maintenance on Church and Hall



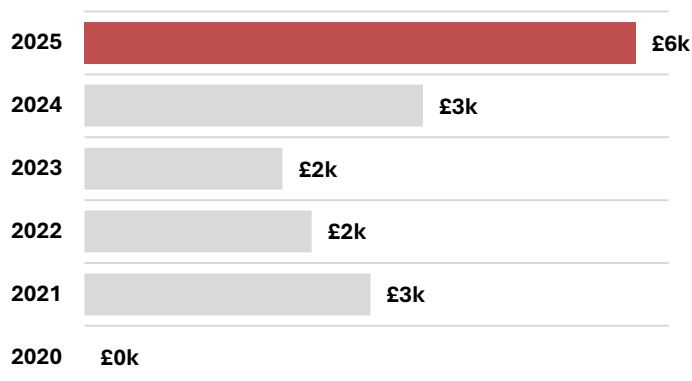
The largest item this year was **£7,570** spent repairing the Memorial stained-glass window. Last year, significant items included the new boilers in the Church and Youth Lounge, totalling **£24,534**. Excluding these unusual items, general expenditure was **£3,440, down £4,472 / 57%** on last year. Last year, **£1,147** was spent repairing the emergency lighting signs in the Centre, and **£1,477** on 5-yearly electrical and portable appliance testing.

Maintenance on Manse



The largest items of expenditure in the Manse this year were **£3,450** to Refresh Property for a new boiler, and **£570** (net of insurance recoveries) for repairs to the Manse roof and garden fencing following storm damage in January.

Grounds Maintenance



Grounds maintenance costs have increased substantially over the last few years. This year’s expenditure was almost entirely with Archie’s Gardening Services and included charges for hedge cutting (£2,545), application of bark and weedkiller to borders (£1,570), shrub trimming (£850) and grass cutting (£645).

Renovation and Building Fund

The fund continues to benefit from the generous contributions from the congregation. The Building Fund account has a closing balance of **£62,453** at 31 December 2025 compared to £51,784 at 31 December 2024. This resulted from a **surplus** for the year of **£10,669** (2024: surplus of £9,322), an **improvement of £1,347**.

Income of **£6,640** was received during the year through congregational giving and donations, as well as **£2,331** Gift Aid receipts and **£1,714** bank interest. There was no expenditure in the year other than £16 bank fees.

Charitable Giving

The following amounts were paid via the Knock Methodist accounts in 2025 to charitable causes:

	2025	2024
	£	£
MCI Charities		
East Belfast Mission	975	-
Home Mission	205	105
MWI	670	545
World Mission Partnership	720	490
World Development and Relief	3,446	5,856
Childcare Society	1,463	1,404
Total to MCI Charities	£7,479	£8,400
Non MCI Charities	£	£
The Larder	20	976
Marie Curie	433	407
Total to Non MCI Charities	£453	£1,383
Total to all Charities	£7,932	£9,783

Of the total amount paid of **£7,932** (2024: £9,783), **£6,863** was collected from the congregation (2024: £6,537), and **£1,069** was funded by the church out of its fund-raising activities during the year (2024: £3,246).

Fund Raising

The following amounts were raised in 2025 from fund raising activities (net of costs):

	2025	2024
	£	£
Christmas Quiz	715	1,440
Peter Corry ⁽¹⁾	-	3,180
Pizza Night / BBQ	938	-
Quiz Night / Film Night	485	-
Christmas Fayre	-	4,077
Total	£2,138	£8,697
Allocated to:		
No.1 Account	-	3,395
No.3 Account	1,069	2,056
MCI WDR East Jerusalem	1,069	3,246
Total	£2,138	£8,697

⁽¹⁾ The net proceeds from the Peter Corry event noted above are exclusive of the £800 deposit which was paid prior to Covid. The overall net surplus from the event was therefore £2,380 and the overall net fund raising proceeds for the year including this deposit was £7,897.

Other Accounts

The following movements for the year ended 31 December 2025, were disclosed to the Trustees for other accounts held within Knock Methodist Church:

Organisation	Opening Balance £	Receipts £	Church Donations ⁽¹⁾ £	Other Donations /Expenses £	Closing Balance £
Drama club	5,153	2,996	-	(1,597)	6,552
Choir	847	361	-	(30)	1,178
Care Fund	1,750	1,425	-	(1,275)	1,900
Busy Bees	431	585	(450)	(240)	326
Bowling	0	400	(400)	-	0
Badminton	0	140	(140)	-	0
C'Mon In	2,164	5,939	(1,000)	(5,161)	1,942
Total	£10,345	£11,846	(£1,990)	(£8,303)	£11,898

⁽¹⁾ In addition to the above, £220 was received from the Craft & Chat Club, who do not maintain a bank account.

Outlook for 2026

2025 has been another very successful year financially. Whilst the Freewill Offering reduced slightly, this was more than offset by increases in other sources of income, and the No.1 Account recorded its highest bank balance for at least the last 10 years.

As with last year, it should be noted that the No.1 Account surplus this year included some non-recurring items, primarily the accelerated Gift Aid claim. That, combined with the fact the Freewill Offering is continuing its downward trend in 2026 and further increases in the Comprehensive Assessment means that **it is likely that we will report a deficit in 2026**. Excluding one-off items which may occur, we have budgeted for the 2026 No.1 Account deficit to be approximately **£1,000**.

Thankfully there has been less property maintenance expenditure this year, with the only large items being the stained-glass window repairs and manse boiler. Despite that, the No.3 account only just returned a surplus for the year. Excluding the one-off increase in Gift Aid, the underlying position was a deficit.

The No.3 Account balance remains at a very low level. If members of the congregation are considering increasing their giving this year, it would be helpful if some of this could be allocated to the Property Fund.

Governance

I would again assure the congregation that:

- The No.1 and No.3 accounts are independently reviewed each year by Eric Bell, and the Building Fund account is independently reviewed by Grahame Capper.
- The treasurer has no role in counting the money received each week, or banking it; in other words, there is a reasonable segregation of duties.
- A reconciliation is performed between the separate record that the Church office keeps of contributions by person and the amount that has gone through the bank.
- Bank reconciliations are carried out each month.

Thanks

There are a number of people who I would like to thank, all of whom have been a great help over the last year, so in no particular order:

- Laura in the office for her support with scanning documentation, chasing up of cash and Gift Aid submissions to MCI.
- Grahame Capper and the team who meet up to both count and bank cash receipts.
- Jimmy and Jeannie Boyd for administering the envelope system.
- The fund-raising team for the various events held during the year.
- John Stothers for all the time and effort spent in reviewing and changing the utility providers.
- Eric Bell and Grahame Capper for agreeing to independently review the accounts again this year.

Peter Gibson, March 2026

Financial Statements
incorporating
Schedule of Freewill Offering
31 December 2025

STATEMENT OF INCOME AND EXPENDITURE

FOR THE YEAR ENDED 31 DECEMBER 2025

	Note	2025 £	2024 £	YoY - £	YoY - %
Offering	1	123,740	128,273	(4,533)	(4%)
Gift Aid	1	46,148	28,478	17,669	62%
Room Hire	2	31,819	25,195	6,624	26%
Other Income	3	12,041	19,970	(7,929)	(40%)
Income (excl Charitable Collections)		213,748	201,916	11,831	6%
People Costs	4	(87,095)	(82,837)	(4,258)	5%
Comprehensive Assessment		(36,846)	(28,420)	(8,426)	30%
Property Costs	5	(47,555)	(45,005)	(2,550)	6%
Youth & children's activities		(1,350)	(431)	(919)	213%
Administrative costs	6	(7,814)	(9,141)	1,327	(15%)
Expenditure (excl Charitable Payments)		(180,660)	(165,834)	(14,826)	9%
Net Surplus (excl Charitable Payments)		33,088	36,082	(2,994)	-8%
Charitable Collections		7,932	9,783	(1,852)	(19%)
Charitable Payments		(7,932)	(9,783)	1,851	(19%)
Net payments to Charities		0	0	(0)	(100%)
Net Surplus (incl Charitable Payments)		33,088	36,083	(2,995)	-8%
Opening Bank Balance		124,772	88,689		
Closing Bank Balance		157,861	124,772		

Peter Gibson
Society Treasurer
21st January 2026

Eric Bell
Independent Reviewer
16th February 2026

NOTES TO THE STATEMENT OF INCOME AND EXPENDITURE

FOR THE YEAR ENDED 31 DECEMBER 2025

1 CONGREGATIONAL GIVING AND GIFT AID	2025	2024		
	£	£	YoY - £	YoY - %
Offering (Standing Order)	77,545	76,240	1,305	2%
Offering (FWO Envelopes)	38,953	43,130	(4,177)	(10%)
Offering (Loose)	7,242	8,903	(1,661)	(19%)
Offering (excl Gift Aid)	123,740	128,273	(4,533)	(4%)
Gift Aid	46,148	28,478	17,669	62%
Offering (incl Gift Aid)	169,888	156,751	13,136	8%

2 ROOM HIRE	2025	2024		
	£	£	YoY - £	YoY - %
Venture Kids	19,164	18,000	1,164	6%
Little Learners (S Leeman)	2,470	1,020	1,450	142%
Hilary Hinds	673	1,225	(553)	(45%)
O'Connor School of Irish Dance	1,045	1,170	(125)	(11%)
East Belfast GAA	2,055	735	1,320	180%
Knock Presbyterian	4,253	1,688	2,565	152%
Other miscellaneous	2,160	1,358	803	59%
Room Hire Income	31,819	25,195	6,624	26%

3 OTHER INCOME	2025	2024		
	£	£	YoY - £	YoY - %
Donations and Collections	4,100	1,000	3,100	310%
Bequests and Legacies	0	3,282	(3,282)	(100%)
Grants from third parties	1,865	5,599	(3,734)	(67%)
Bank Interest	3,948	3,721	227	6%
Dividends - from Trustees	30	66	(36)	(55%)
Other Income received by Church Orgs	2,210	2,907	(697)	(24%)
Sale of Resources (net of costs)	(112)	0	(112)	
Fund Raising Income (net of costs)	0	3,395	(3,395)	(100%)
Other Income	12,041	19,970	(7,929)	(40%)

4 PEOPLE COSTS	2025	2024		
	£	£	YoY - £	YoY - %
MCI Payroll Collections	(81,015)	(77,067)	(3,948)	5%
Organist Costs	(6,080)	(5,770)	(310)	5%
People Costs	(87,095)	(82,837)	(4,258)	5%

NOTES TO THE STATEMENT OF INCOME AND EXPENDITURE (CONT'D)

FOR THE YEAR ENDED 31 DECEMBER 2025

5 PROPERTY COSTS	2025	2024		
	£	£	YoY - £	YoY - %
Heat, light & power (net of contributions)	(16,153)	(14,146)	(2,007)	14%
Cleaning costs	(21,609)	(20,873)	(736)	4%
Insurance premiums	(8,329)	(8,586)	258	(3%)
Rates and rent	(1,464)	(1,399)	(65)	5%
Property Costs	(47,555)	(45,005)	(2,550)	6%

6 ADMINISTRATIVE COSTS	2025	2024		
	£	£	YoY - £	YoY - %
Telephone and Wifi	(2,601)	(3,179)	578	(18%)
CCLI/Copyright	(1,275)	(1,240)	(35)	3%
Stationery, postage etc	(1,598)	(1,653)	55	(3%)
AV Equipment	0	0	0	
IT Hardware costs	0	(579)	579	(100%)
Catering Costs	(362)	(650)	289	(44%)
Bank Fees & Interest	(521)	(530)	9	(2%)
Subscriptions and Licence costs	(225)	(270)	45	(17%)
Miscellaneous	(231)	65	(296)	(456%)
IT Software costs	(122)	(109)	(14)	13%
Pulpit Supply	(500)	(550)	50	(9%)
Advertising and promotion	(178)	(230)	52	(23%)
Furniture, furnishings, equipment	0	(15)	15	(100%)
Lay Workers Other Expenses	(200)	(200)	(0)	0%
Administrative Costs	(7,814)	(9,141)	1,327	(15%)

STATEMENT OF INCOME AND EXPENDITURE
FOR THE YEAR ENDED 31 DECEMBER 2025

	Note	2025 £	2024 £	YoY - £	YoY - %
Offering	1	13,308	12,184	1,124	9%
Gift Aid	1	4,917	2,511	2,406	96%
Other Income	2	3,069	18,679	(15,610)	(84%)
Income		21,294	33,374	(12,080)	(36%)
Maintenance Costs	3	(20,970)	(41,372)	20,402	(49%)
Other Costs	4	(265)	(965)	700	(73%)
Expenditure		(21,235)	(42,337)	21,102	(50%)
Net (Deficit) / Surplus		59	(8,963)	9,022	(101%)
Opening Bank Balance		3,709	12,672		
Closing Bank Balance		3,768	3,709		

Peter Gibson
Society Treasurer
21st January 2026

Eric Bell
Independent Reviewer
16th February 2026

NOTES TO THE STATEMENT OF INCOME AND EXPENDITURE
FOR THE YEAR ENDED 31 DECEMBER 2025

1 CONGREGATIONAL GIVING AND GIFT AID	2025	2024		
	£	£	YoY - £	YoY - %
Property Offering (direct to bank)	6,549	5,964	585	10%
Property Offering (envelopes)	6,759	6,220	539	9%
Offering (excl Gift Aid)	13,308	12,184	1,124	9%
Gift Aid	4,917	2,511	2,406	96%
Offering (incl Gift Aid)	18,225	14,695	3,530	24%

2 OTHER INCOME	2025	2024		
	£	£	YoY - £	YoY - %
Bequests and legacies	0	12,434	(12,434)	(100%)
Donations and collections	2,000	0	2,000	
Grants from third parties	0	4,089	(4,089)	(100%)
Bank Interest	0	101	(101)	(100%)
Fundraising Events Income	1,069	2,056	(987)	(48%)
Other Income	3,069	18,679	(15,610)	(84%)

3 MAINTENANCE COSTS	2025	2024		
	£	£	YoY - £	YoY - %
Building Maintenance (Church and Hall)	(3,440)	(7,912)	4,472	(57%)
Repairs/Renewals Buildings	(7,570)	(24,534)	16,964	(69%)
Building Maintenance (Manse)	(4,291)	(5,449)	1,158	(21%)
Grounds Maintenance	(5,669)	(3,477)	(2,192)	63%
Maintenance Costs	(20,970)	(41,372)	20,402	(49%)

4 OTHER COSTS	2025	2024		
	£	£	YoY - £	YoY - %
Furniture, furnishings, equipment	(90)	0	(90)	
AV Equipment	0	(840)	840	(100%)
Bank Fees & Interest	(175)	(125)	(50)	40%
Other Costs	(265)	(965)	700	(73%)

STATEMENT OF INCOME AND EXPENDITURE

FOR THE YEAR ENDED 31 DECEMBER 2025

	2025 £	2024 £	YoY - £	YoY - %
Offering	6,640	6,240	400	6%
Gift Aid	2,331	1,307	1,024	78%
Bank interest	1,714	1,791	(77)	(4%)
Income	10,685	9,338	1,347	14%
Bank fees	(16)	(16)	(0)	3%
Expenditure	(16)	(16)	(0)	3%
Net Surplus	10,669	9,322	1,347	14%
Opening Bank Balance	51,784	42,463		
Closing Bank Balance	62,453	51,784		

Peter Gibson
Society Treasurer
21st January 2026

Grahame Capper
Independent Reviewer
14th February 2026

SCHEDULE OF FREEWILL OFFERING

31 December 2025

Envelope Number	Church	Property	Building	Harvest	All Funds
1	£ 1,030.00	£ 120.00	£ -	£ -	£ 1,150.00
2	£ 110.00	£ -	£ -	£ -	£ 110.00
3	£ 850.00	£ -	£ -	£ -	£ 850.00
4	£ 530.00	£ -	£ -	£ -	£ 530.00
5	£ 520.00	£ 520.00	£ -	£ 50.00	£ 1,090.00
6	£ 1,800.00	£ -	£ 240.00	£ 20.00	£ 2,060.00
7	£ -	£ -	£ -	£ -	£ -
8	£ 255.00	£ -	£ -	£ -	£ 255.00
9	£ 70.00	£ -	£ -	£ -	£ 70.00
10	£ 420.00	£ 180.00	£ -	£ -	£ 600.00
11	£ 690.00	£ -	£ -	£ -	£ 690.00
12	£ 202.00	£ 100.00	£ -	£ -	£ 302.00
13	£ 10.00	£ 70.00	£ -	£ -	£ 80.00
14	£ 215.00	£ -	£ -	£ 20.00	£ 235.00
15	£ 80.00	£ -	£ -	£ -	£ 80.00
16	£ 100.00	£ 60.00	£ -	£ -	£ 160.00
17	£ 260.00	£ 265.00	£ -	£ 10.00	£ 535.00
18	£ 1,220.00	£ 50.00	£ -	£ 25.00	£ 1,295.00
19	£ -	£ 510.00	£ -	£ -	£ 510.00
20	£ 260.00	£ 120.00	£ -	£ 5.00	£ 385.00
21	£ 120.00	£ -	£ -	£ -	£ 120.00
22	£ 500.00	£ -	£ -	£ -	£ 500.00
23	£ -	£ 240.00	£ -	£ -	£ 240.00
24	£ -	£ -	£ -	£ -	£ -
25	£ 120.00	£ -	£ -	£ -	£ 120.00
26	£ 300.00	£ -	£ -	£ -	£ 300.00
27	£ 135.00	£ -	£ -	£ -	£ 135.00
28	£ 520.00	£ 120.00	£ -	£ -	£ 640.00
29	£ 1,030.00	£ -	£ 360.00	£ -	£ 1,390.00
30	£ 500.00	£ -	£ 360.00	£ -	£ 860.00
31	£ 740.00	£ -	£ -	£ -	£ 740.00
32	£ 370.00	£ -	£ -	£ -	£ 370.00
33	£ 190.00	£ -	£ -	£ -	£ 190.00
34	£ 1,120.00	£ -	£ -	£ -	£ 1,120.00
35	£ 1,065.00	£ 255.00	£ -	£ -	£ 1,320.00
36	£ 1,060.00	£ -	£ -	£ -	£ 1,060.00
37	£ 100.00	£ -	£ -	£ -	£ 100.00
38	£ 480.00	£ -	£ -	£ -	£ 480.00
39	£ -	£ -	£ -	£ -	£ -
40	£ 300.00	£ -	£ -	£ -	£ 300.00
41	£ 130.00	£ 15.00	£ -	£ 5.00	£ 150.00
42	£ 370.00	£ -	£ -	£ -	£ 370.00
43	£ 300.00	£ 140.00	£ -	£ -	£ 440.00
44	£ 130.00	£ 130.00	£ -	£ -	£ 260.00
45	£ 240.00	£ -	£ -	£ -	£ 240.00
46	£ 450.00	£ -	£ -	£ -	£ 450.00
47	£ 465.00	£ -	£ -	£ -	£ 465.00
48	£ 430.00	£ -	£ -	£ 5.00	£ 435.00
49	£ 164.00	£ -	£ -	£ -	£ 164.00
50	£ 260.00	£ 200.00	£ -	£ 30.00	£ 490.00

SCHEDULE OF FREEWILL OFFERING

31 December 2025

Envelope Number	Church	Property	Building	Harvest	All Funds
51	£ 20.00	£ -	£ -	£ -	£ 20.00
52	£ 1,040.00	£ 40.00	£ -	£ -	£ 1,080.00
53	£ 275.00	£ 80.00	£ -	£ -	£ 355.00
54	£ 285.00	£ -	£ -	£ -	£ 285.00
55	£ 245.00	£ -	£ -	£ -	£ 245.00
56	£ 530.00	£ 260.00	£ -	£ -	£ 790.00
57	£ 610.00	£ -	£ -	£ -	£ 610.00
58	£ 540.00	£ -	£ -	£ 10.00	£ 550.00
59	£ 670.00	£ -	£ -	£ -	£ 670.00
60	£ -	£ -	£ -	£ -	£ -
61	£ 20.00	£ -	£ -	£ -	£ 20.00
62	£ 2,000.00	£ 190.00	£ -	£ -	£ 2,190.00
63	£ 630.00	£ 370.00	£ -	£ -	£ 1,000.00
64	£ -	£ 100.00	£ -	£ -	£ 100.00
65	£ 124.50	£ -	£ -	£ -	£ 124.50
66	£ 1,060.00	£ -	£ -	£ -	£ 1,060.00
67	£ 1,200.00	£ 300.00	£ -	£ -	£ 1,500.00
68	£ 100.00	£ 100.00	£ -	£ -	£ 200.00
69	£ 300.00	£ -	£ -	£ 10.00	£ 310.00
70	£ 2,545.00	£ 360.00	£ -	£ -	£ 2,905.00
71	£ 205.00	£ 10.00	£ -	£ -	£ 215.00
72	£ 1,340.00	£ -	£ -	£ -	£ 1,340.00
73	£ -	£ -	£ -	£ -	£ -
74	£ 160.00	£ 150.00	£ 360.00	£ -	£ 670.00
75	£ 160.00	£ -	£ -	£ -	£ 160.00
76	£ 1,500.00	£ -	£ 1,200.00	£ -	£ 2,700.00
77	£ 105.00	£ 51.00	£ -	£ -	£ 156.00
78	£ 270.00	£ 5.00	£ -	£ -	£ 275.00
79	£ 510.00	£ 255.00	£ -	£ 20.00	£ 785.00
80	£ 600.00	£ -	£ -	£ -	£ 600.00
81	£ 100.00	£ -	£ 600.00	£ -	£ 700.00
82	£ 215.00	£ 40.00	£ -	£ -	£ 255.00
83	£ -	£ 1,000.00	£ -	£ -	£ 1,000.00
84	£ 245.00	£ 155.00	£ -	£ -	£ 400.00
85	£ 2,560.00	£ 90.00	£ -	£ 120.00	£ 2,770.00
86	£ 20.00	£ 20.00	£ -	£ -	£ 40.00
87	£ 18.00	£ 68.00	£ 480.00	£ -	£ 566.00
88	£ 760.00	£ 100.00	£ 420.00	£ 30.00	£ 1,310.00
89	£ 520.00	£ -	£ -	£ -	£ 520.00
90	£ 290.00	£ -	£ -	£ -	£ 290.00
91	£ 400.00	£ -	£ -	£ -	£ 400.00
92	£ 190.00	£ -	£ -	£ -	£ 190.00
93	£ 200.00	£ -	£ -	£ -	£ 200.00
94	£ 50.00	£ 35.00	£ -	£ 20.00	£ 105.00
95	£ 129.00	£ 35.00	£ -	£ -	£ 164.00
96	£ 712.00	£ 520.00	£ -	£ 20.00	£ 1,252.00
97	£ 470.00	£ -	£ -	£ -	£ 470.00
98	£ -	£ -	£ -	£ -	£ -
99	£ -	£ -	£ -	£ -	£ -
100	£ 360.00	£ -	£ -	£ -	£ 360.00

SCHEDULE OF FREEWILL OFFERING

31 December 2025

Envelope Number	Church	Property	Building	Harvest	All Funds
500	£ 720.00	£ -	£ -	£ -	£ 720.00
501	£ -	£ -	£ -	£ -	£ -
502	£ 2,400.00	£ -	£ -	£ -	£ 2,400.00
503	£ 25.00	£ -	£ -	£ -	£ 25.00
504	£ 240.00	£ -	£ -	£ -	£ 240.00
505	£ 600.00	£ -	£ -	£ -	£ 600.00
506	£ 3,210.00	£ 900.00	£ -	£ -	£ 4,110.00
507	£ 360.00	£ -	£ -	£ -	£ 360.00
508	£ 540.00	£ -	£ -	£ -	£ 540.00
509	£ 480.00	£ -	£ -	£ -	£ 480.00
510	£ 1,270.00	£ 200.00	£ -	£ -	£ 1,470.00
511	£ -	£ 200.00	£ -	£ -	£ 200.00
512	£ 480.00	£ -	£ -	£ -	£ 480.00
513	£ 720.00	£ -	£ -	£ -	£ 720.00
514	£ 1,200.00	£ 75.00	£ -	£ -	£ 1,275.00
515	£ 645.00	£ -	£ -	£ -	£ 645.00
516	£ 204.00	£ -	£ -	£ -	£ 204.00
517	£ 780.00	£ -	£ -	£ -	£ 780.00
518	£ 960.00	£ -	£ -	£ -	£ 960.00
519	£ 600.00	£ -	£ -	£ -	£ 600.00
520	£ 6,000.00	£ 1,800.00	£ -	£ -	£ 7,800.00
521	£ 520.00	£ -	£ -	£ -	£ 520.00
522	£ 1,420.00	£ -	£ -	£ -	£ 1,420.00
523	£ 1,680.00	£ -	£ -	£ -	£ 1,680.00
524	£ 1,800.00	£ 384.00	£ -	£ -	£ 2,184.00
525	£ 220.00	£ -	£ -	£ -	£ 220.00
526	£ 1,440.00	£ 360.00	£ -	£ -	£ 1,800.00
527	£ 120.00	£ -	£ -	£ -	£ 120.00
528	£ 1,040.00	£ -	£ -	£ 200.00	£ 1,240.00
529	£ 300.00	£ -	£ -	£ -	£ 300.00
530	£ 1,440.00	£ -	£ -	£ -	£ 1,440.00
531	£ 1,440.00	£ -	£ 600.00	£ -	£ 2,040.00
532	£ 480.00	£ -	£ -	£ -	£ 480.00
533	£ 1,680.00	£ -	£ -	£ -	£ 1,680.00
534	£ 300.00	£ -	£ -	£ -	£ 300.00
535	£ 1,200.00	£ -	£ -	£ -	£ 1,200.00
536	£ 380.00	£ -	£ -	£ -	£ 380.00
537	£ 1,600.00	£ -	£ -	£ -	£ 1,600.00
538	£ 720.00	£ -	£ -	£ -	£ 720.00
539	£ -	£ -	£ 360.00	£ -	£ 360.00
540	£ 200.00	£ -	£ -	£ -	£ 200.00
541	£ 600.00	£ -	£ -	£ -	£ 600.00
542	£ 480.00	£ -	£ -	£ -	£ 480.00
543	£ 420.00	£ -	£ -	£ -	£ 420.00
544	£ 780.00	£ -	£ 300.00	£ -	£ 1,080.00
545	£ 1,920.00	£ 960.00	£ -	£ -	£ 2,880.00
546	£ 120.00	£ 120.00	£ -	£ -	£ 240.00
547	£ 1,440.00	£ 240.00	£ -	£ -	£ 1,680.00
548	£ -	£ -	£ 180.00	£ -	£ 180.00
549	£ 840.00	£ -	£ -	£ -	£ 840.00

SCHEDULE OF FREEWILL OFFERING

31 December 2025

Envelope Number	Church	Property	Building	Harvest	All Funds
550	£ 3,000.00	£ -	£ -	£ -	£ 3,000.00
551	£ -	£ -	£ -	£ -	£ -
552	£ 4,810.00	£ -	£ -	£ -	£ 4,810.00
553	£ -	£ -	£ -	£ -	£ -
554	£ 1,800.00	£ -	£ -	£ -	£ 1,800.00
555	£ 2,700.00	£ -	£ -	£ -	£ 2,700.00
556	£ 720.00	£ 10.00	£ -	£ -	£ 730.00
557	£ 1,200.00	£ -	£ -	£ -	£ 1,200.00
558	£ 2,080.00	£ -	£ -	£ -	£ 2,080.00
559	£ 450.00	£ -	£ -	£ -	£ 450.00
560	£ 960.00	£ -	£ -	£ -	£ 960.00
561	£ 1,440.00	£ -	£ -	£ -	£ 1,440.00
562	£ 805.00	£ -	£ -	£ -	£ 805.00
563	£ 720.00	£ -	£ 960.00	£ -	£ 1,680.00
564	£ 1,080.00	£ -	£ -	£ -	£ 1,080.00
565	£ 1,800.00	£ 600.00	£ -	£ -	£ 2,400.00
566	£ 144.00	£ -	£ -	£ -	£ 144.00
609	£ 60.00	£ -	£ -	£ -	£ 60.00
614	£ 500.00	£ -	£ -	£ -	£ 500.00
615	£ -	£ -	£ -	£ -	£ -
616	£ 100.00	£ -	£ -	£ -	£ 100.00
617	£ -	£ -	£ -	£ -	£ -
619	£ 1,000.00	£ -	£ -	£ -	£ 1,000.00
No #	£ 620.00	£ 30.00	£ 240.00	£ -	£ 890.00
TOTAL	£ 116,497.50	£ 13,308.00	£ 6,660.00	£ 600.00	£ 137,065.50